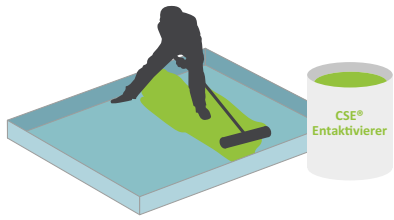


CSE® Anwendungsmöglichkeiten:

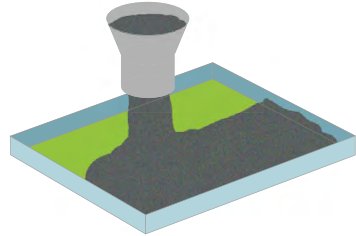


Negativanwendung


pro nova



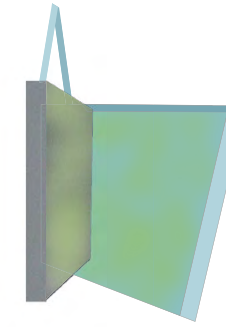
1. Schalung mit CSE® einstreichen



2. Beton einfüllen



3. rütteln / glätten



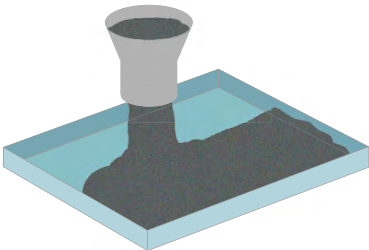
4. aus der Schalung entfernen




5. auswaschen

Positivanwendung

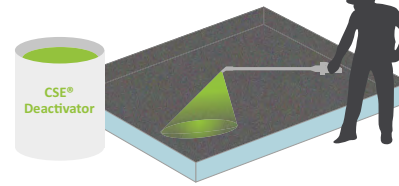
pro nova solotop multishop




1. Beton einfüllen



2. glätten



3. mit CSE® besprühen

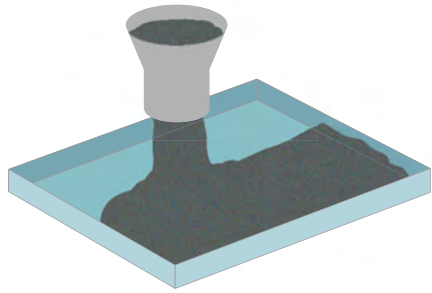


4. auswaschen




Beispiel

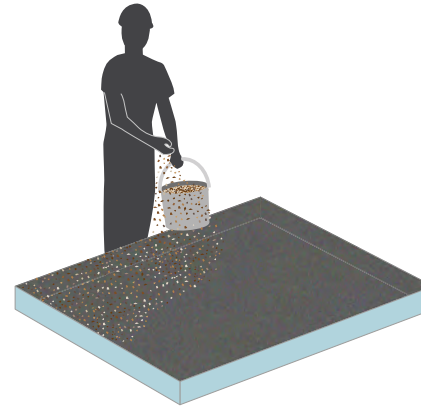
Positivanwendung Variation 1 – für Fortgeschrittene: mit CSE® multitop /CSE® solotop



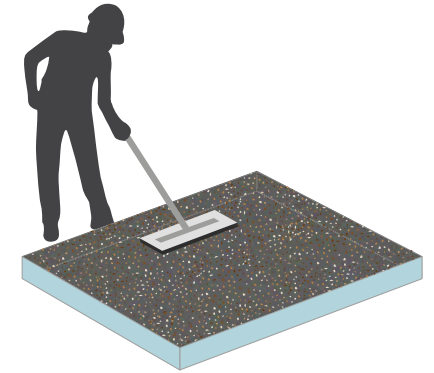
1. Beton einfüllen



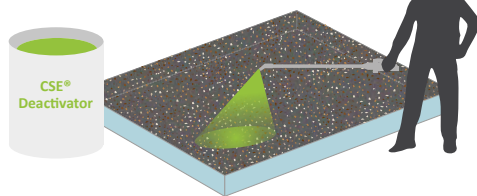
2. glätten



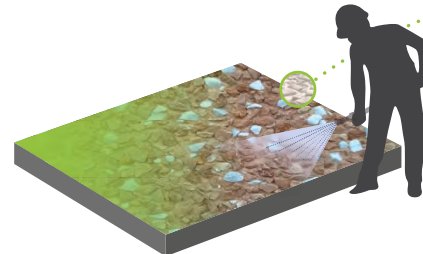
3. Körnung einstreuen



4. erneut glätten



5. mit CSE® besprühen



6. auswaschen



Beispiel

Positivanwendung Variation 2 – für Profis: Nano-Auswaschung mit CSE® multitop 01

